









## INSTRUCTIONS TO DOWNLOAD TENDERCARD ON OMNI 37xx/Vx TERMINALS

Step	Terminal Display	Action
1	Idle prompt	Press <b>F2</b> and the <b>F4</b> buttons at the same time (these are to the right of the display screen)
2	<b>SYSTEM MODE ENTRY PASSWORD</b>	Type <b>1 ALPHA ALPHA 66831</b> and Press  (Enter). (ALPHA key is the grey/black key on the top row in the middle.) If this password does not work, merchant must contact credit card processor for System
3	<b>SYS MODE MENU 1</b>	<b>Is Download on this Menu?</b> If so, Press <b>F3</b> for Download and proceed to <b>Step 5</b> . If not, Press  (Enter)
4	<b>SYS MODE MENU 2</b>	Press <b>F2</b> for Download
5	<b>SYS MODE FILE FILE GROUP _1</b>	Press <b>5</b> ,  <b>*For 3730LE terminals – keep it on Group 1</b>
6	<b>SYS MODE FILE GROUP 5 PASSWORD -----</b>	Type <b>1 ALPHA ALPHA 66831</b> and Press  (Enter). (ALPHA key is the grey/black key on the top row in the middle.) <i>Note: If this password does not work, try hitting Enter (for no password) – if still doesn't work, contact credit card processor for password for Group 5.</i>
7	<b>SYS MODE DOWNLOAD G 5</b>	Press <b>F3</b> for Full
8	<b>SYS MODE DOWNLOAD G 5</b>	Press <b>F2</b> for Modem.
9	<b>*ZP HOST PHONE NUMBER -----</b>	Enter <b>18004307995</b> , Press  (Don't forget to ask if they need a PBX code - if so, just enter it before the ph#.)
10	<b>*ZT TERMINAL ID -----</b>	Type the <b>Download Terminal ID</b> provided by TenderCard (usually merchant's TenderCard ID.) Press 
11	<b>*ZA APPLICATION -----</b>	Enter <b>TCARD - 8 ALPHA 2 ALPHA ALPHA ALPHA 2 ALPHA 7 ALPHA ALPHA 3 ALPHA</b> (ALPHA key changes numbers to letters), Press 
12	<b>SYS MODE DOWNLOAD G 5 *ZA=TCARD *ZP=18004307995 *ZT=XXXXXXX (Terminal ID entered above) *ZR=6</b>	Review parameters – if correct, Press <b>F4</b> for <b>START</b> . If not, press F3 for EDIT and correct the parameters; press Enter to cycle through parameters. <b>(Some terminals may not have this step and will go straight to dialing).</b>
13	<b>SYS MODE DOWNLOAD G 5 ----- DOWNLOADING NOW</b>	As the download is progressing, dashes will turn into asterisks (one asterisk for each 10% completed) <b>**-----</b> . When all ten asterisks display, the download is complete.
14	<b>SYS MODE DOWNLOAD G 5 DOWNLOAD DONE DOWNLOADING NOW</b>	Press  . Terminal will restart, unzip files, start VMAC, and then the main menu will display the credit card application, TENDERCARD, and any other applications in the terminal.